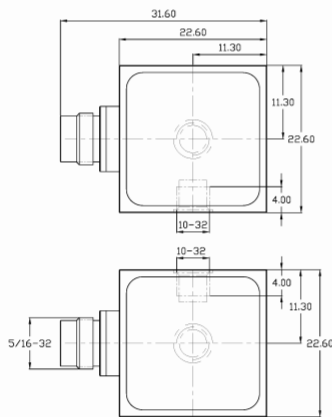


Universal Testing Type Accelerometer

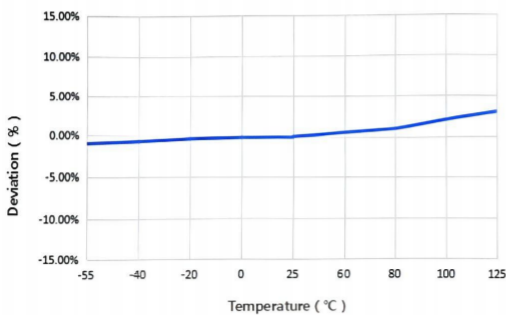
DETAILS

Model AXXYD5/AXXYE3 3-axis capacitive acceleration sensor with variable capacitive MEMS sensitive element. The AC excitation and modulation-demodulation circuitry contained within the internal internal circuitry of the sensor outputs an analog output voltage signal proportional to the acceleration. The sensitive element and circuitry are encapsulated within a titanium alloy housing with a 5/16-32 9-pin connector output and signal ground isolated from the housing.

Fig_1 Dimensions of AXXYD5/AXXYE3



Fig_2 Typical Temperature Response



FEATURES

- Zero frequency voltage output type
- Low power consumption, low noise, high resolution
- Three-axis through-hole design, multiple ranges available
- Broadband response

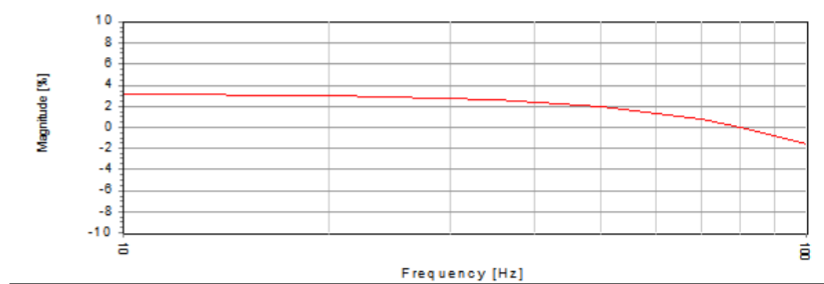
TYPICAL APPLICATIONS

- Road spectrum testing
- Overload testing
- Foundation building structure testing
- Low frequency testing



AXXYD5/AXXYE3

Fig_3 Typical Frequency Response



Specifications-AXXD5/AXXE3

MODEL NUMBER	UNIT	A03YD5/ A03YE3	A05YD5/ A05YE3	A06YD5/ A06YE3	A07YD5/ A07YE3	A09YD5/ A09YE3	A10YD5/ A10YE3	A11YD5/ A11YE3	
PERFORMANCE									
Sensitivity ¹	mV/g	20	40	80	135	400	800	2000	
	mV/(m/s ²)	2	4	8	13.5	40	80	200	
Input Range	g	±200	±100	±50	±30	±10	±5	±2	
Non-Linearity (typ) ²	%	0.1							
Non-Linearity (max) ²	%	0.3							
Frequency Range	± 5%	Hz	0-2k	0-1.5k	0-1.5k	0-1.5k	0-1k	0-0.7k	0-0.5k
	±10%		-	-	-	-	-	-	-
Resonance Frequency ³	Hz	11k	8.5k	5.8k	4.2k	3.2k	1.9k	1.2k	
Transverse Sensitivity	%	≤0.2							
Output Mode	-	Single-ended/Differential							
ELECTRICAL									
Excitation Voltage	V DC	6-30							
Full Range Voltage	V	±4							
Output Impedance	Ω	≤90							
ENVIRONMENTAL									
Sinusoidal Vibration Limit ⁴	g rms	5000	5000	5000	5000	5000	2000	2000	
Shock Limit ⁴	g pk	5000	5000	5000	5000	5000	2000	2000	
Temperature Range	°C	-55-125							
	°F	-67-257							
PHYSICAL									
Sealing	-	Laser welding IP68							
Sensing Element	-	MEMS Chip							
Housing Material	-	Titanium alloy							
Size	mm	22.60 Cube							
	in	0.890 Cube							
Electrical Connector	-	5/16-32 9-pin Side							
Mounting Thread	-	M5							
Weight ⁵	g	38							
	oz	1.340							

Additional Information

Note:

- @ 160Hz, under the condition of 23 °C± 5 °C
- JBT 6822-2018 7.12.1 Vibration Testing Method
- Typical values
- It refers to the mechanical structure of the sensor not being damaged in a non powered state, rather than in a working state

AXXD5/AXXE3

Supplied Accessories:

- Product Verification Report
- Install screws

COMPLIANCE WITH STANDARDS



LNS Intelligent Technology Co., Ltd

N0.3 Building
Qilu High-Tech District, Qihe, Dezhou
Shandong Province, China 251100
+86-534-2150417

International:
9620 NE Tanasbourne Dr Ste 300
Hillsboro, OR, USA 97124
+1-503-208-5512
info@lnsdynamics.com